


PEFY-P-VMM-E

Ceiling Concealed Ducted Indoor Unit

The PEFY-P-VMM-E ducted indoor unit is concealed within the ceiling space to allow unobtrusive air conditioning. Flexibility of duct layout allows air flow patterns to be arranged to suit any application.

- Reduced noise levels thanks to the use of a newly designed centrifugal fan - as low as 27dBA
- Drain lift-pump (option), 550mm of lift
- Complete flexibility in air conditioning design
- Cooling operation set temperature can be set down to 14°C db when used with R410A



Technical Information >>

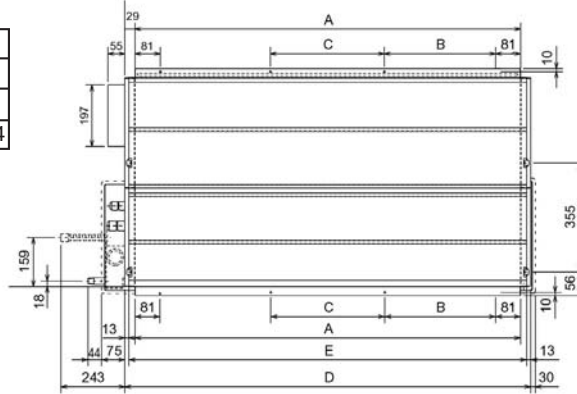
PEFY-P-VMM-E - INDOOR UNIT

MODEL REFERENCE		PEFY-P20VMM-E	PEFY-P25VMM-E	PEFY-P32VMM-E	PEFY-P40VMM-E	PEFY-P50VMM-E	PEFY-P63VMM-E	PEFY-P80VMM-E	PEFY-P100VMM-E	PEFY-P125VMM-E
CAPACITY (kW)	Heating (nominal)	2.5	3.2	4.0	5.0	6.3	8.0	10.0	12.5	16.0
	Cooling (nominal)	2.2	2.8	3.6	4.5	5.6	7.1	9.0	11.2	14.0
R410A / R407c	Heating (UK)	2.3	3.0	3.7	4.6	5.8	7.4	9.2	11.6	14.8
R410A	Cooling (UK)	2.1	2.6	3.4	4.3	5.3	6.7	8.5	10.6	13.2
R407c	Cooling (UK)	2.1	2.7	3.4	4.3	5.3	6.7	8.6	10.6	13.3
R410A High Sensible	Cooling (UK)	1.6	2.0	2.6	3.3	4.1	5.2	6.5	8.1	10.2
SHF	R410A (UK)	0.86	0.77	0.76	0.77	0.75	0.75	0.72	0.78	0.77
	R407c (UK)	0.86	0.74	0.76	0.77	0.75	0.75	0.71	0.78	0.77
High Sensible	R410A (UK)	0.94	0.85	0.85	0.85	0.83	0.81	0.78	0.88	0.85
POWER INPUT (kW)	Heating (nominal)	0.15	0.15	0.17	0.19	0.20	0.22	0.25	0.29	0.40
	Cooling (nominal)	0.15	0.15	0.17	0.19	0.20	0.22	0.25	0.29	0.40
AIRFLOW (m3/min)	Lo-Mi-Hi	6.0-7.2-8.5	6.0-7.2-8.5	7.5-9.0-10.5	10-12-14	12.0-14.5-17.0	13.5-16.2-19.0	14.5-18.0-21.0	23-33	28-40
EXTERNAL STATIC PRESSURE (Pa) - Lo-Mi-Hi		30-50-100	30-50-100	30-50-100	30-50-100	30-50-100	30-50-100	30-50-100	50-130	50-130
NOISE (dBA)	Lo-Mi-Hi	27-30-32	27-30-32	28-32-35	31-34-37	31-35-38	31-35-38	32-36-39	40-44	42-45
WEIGHT (kg)		27	27	27	33	33	42	42	62	65
DIMENSIONS (mm)	Width	815	815	815	935	935	1175	1175	1415	1415
	Depth	700	700	700	700	700	700	700	740	740
	Height	295	295	295	295	295	295	295	325	325
ELECTRICAL SUPPLY		220-240v,	220-240v,	220-240v,	220-240v,	220-240v,	220-240v,	220-240v,	220-240v,	220-240v,
		50Hz	50Hz	50Hz	50Hz	50Hz	50Hz	50Hz	50Hz	50Hz
PHASE		Single	Single	Single	Single	Single	Single	Single	Single	Single
RUNNING CURRENT (A)	Heating	0.73	0.73	0.81	0.92	0.98	1.07	1.15	1.34	1.90
	Cooling	0.73	0.73	0.81	0.92	0.98	1.07	1.15	1.34	1.90
FUSE RATING (BS88) – HRC (A)		6	6	6	6	6	6	6	6	6
MAINS CABLE No. Cores		3	3	3	3	3	3	3	3	3

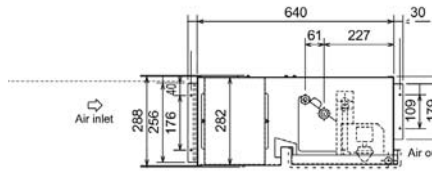
PEFY-P20, 25, 32, 40, 50, 63, 80VMM-E

Model	A	B	C	D	E
PEFY-P20-32VMM-E	652	245	-	710	684
PEFY-P40-50VMM-E	772	305	-	830	804
PEFY-P63-80VMM-E	1012	280	290	1070	1044

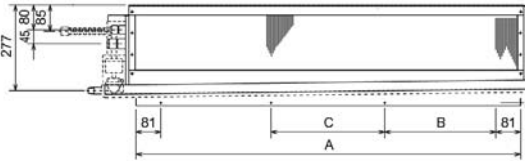
Upper View >



Side View >

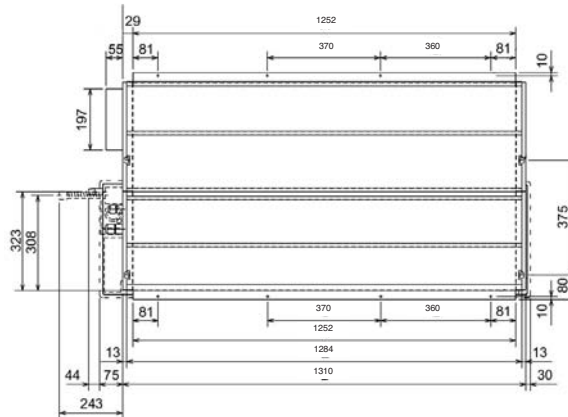


Front View >

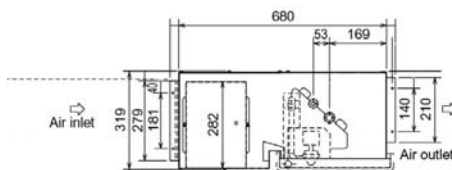


PEFY-P100, 125VMM-E

Upper View >



Side View >



Front View >

